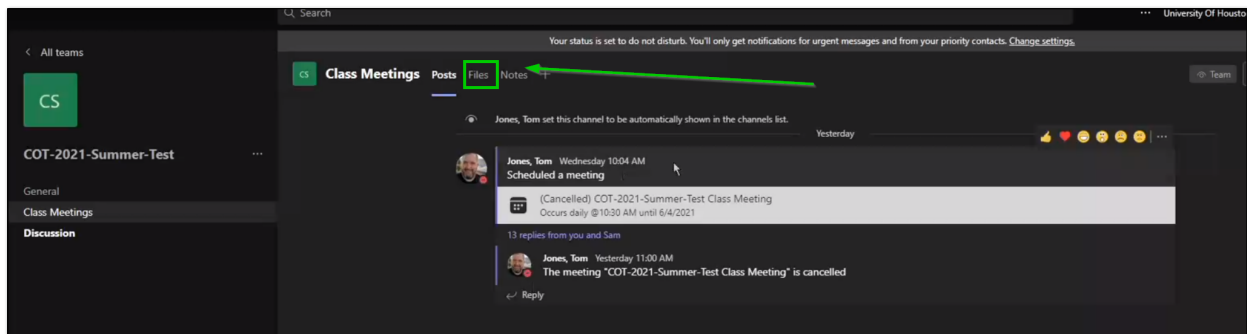


New Stream: Video Recordings in Teams

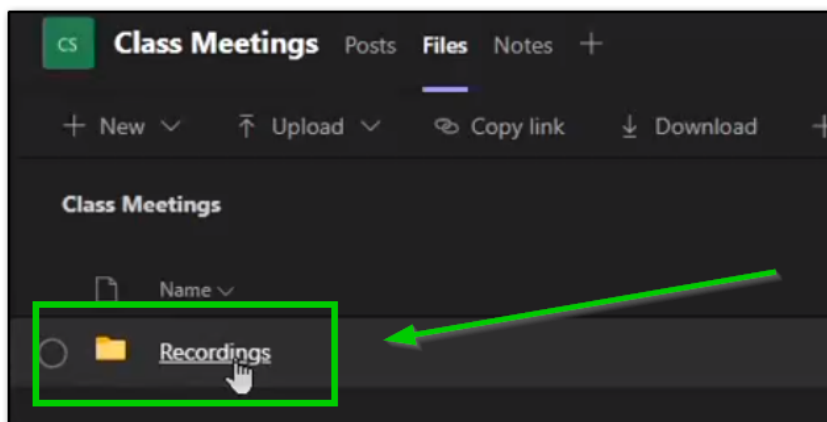
Videos Recordings created in a Team Channel are automatically stored in the Recordings folder in the Channel where the meeting was recorded.

In this example, the meeting was held in the “Class Meeting” Channel

1. Navigate to **Files**







2. After the first meeting has been recorded, a new folder will be automatically created labeled **Recordings**.



3. In the folder will be a list of all the video recordings that were made in the channel.

+ New ▾ ↶ Upload ▾ ↻ Copy link ↓ Download 🔗 Open in SharePoint

Class Meetings > **Recordings**

 Name ▾	Modified ▾	Modified By ▾
 COT-2021-Summer-Test Class Meeting-20210526_103041-Meeting Recording.mp4	Wednesday at 10:3...	Jones, Tom
 COT-2021-Summer-Test Class Meeting-20210526_104047-Meeting Recording.mp4	Wednesday at 10:4...	Jones, Tom
<input type="radio"/>  COT-2021-Summer-Test Class Meeting-20210527_111008-Meeting Recording.mp4	... Thursday at 11:17 ...	Nichols, Lois