

## Table of Contents

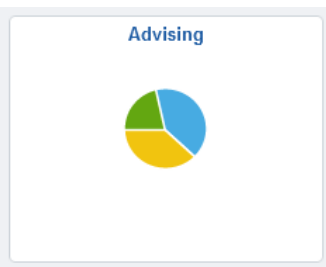
Submit Transfer Credit Petition e Form .....	1
View Transfer Credit Petition e Form .....	4

## Submit Transfer Credit Petition e Form

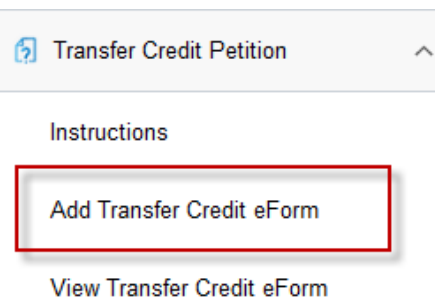
1. Start by logging in to myUH Self Service.



2. Select the Advising Tile from the Student Home page.



3. Select 'Add Transfer Credit eForm.



4. Select the transfer institution(s) and course(s) for which you would like to petition the transfer credit.

### Current Transfer Equivalency

Select the transfer institution(s) and course(s) for which you would like to petition the transfer credit.

*Transfer Institution	*Transfer Subject Area	*Transfer Catalog Nbr
1 <input type="text"/>	<input type="text"/>	<input type="text"/>

5. Use the Search Criteria to retrieve better results.

Cancel Lookup

Search for: Transfer Subject Area [Show Operators](#)

▼ Search Criteria

School Subject (begins with)

6. Select the UH Subject Area and Catalog Number. Indicate whether you are requesting a transfer course be considered for core credit, direct equivalency or both.

1 UH Subject Area

2 UH Catalog NBR

3 Core Credit or Direct Equivalency

Total External Credits 0.00 UH Course Credits 0.000000

7. Use the Search Criteria to retrieve better results.

Cancel Lookup

Search for: UH Subject Area [Show Operators](#)

▼ Search Criteria

Subject Area (begins with)

Description (begins with)

8. Select additional information, if applicable:

Expected to Graduate in Next 12 Months  No PreReq For Upcoming Course Enrollment  No

Requirement For Major  No Requirement For Minor  No





9. Petitions will be sent to the department of your major. Select the "Send to Department of Major."

Academic Plan	Academic Plan Type	Description	Send to Department of Major
1 APLINVMNR	MIN	Applied Innovation	No
2 TELSBS	MAJ	Tech Leadership Innov Mgmt, BS	<input type="checkbox"/> No
3 BIOINFOMNR	MIN	Bioinform in Biotech&Biomed Sc	No

10. Enter the explanation of request.

Explanation of Request

11. Upload supporting documents. i.e. Syllabus and Course Descriptions.

Status	Action	Description 
1 		Petition Course Syllabus
		

12. Click Submit.

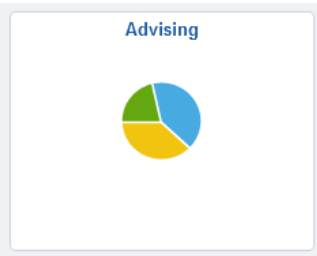


## View Transfer Credit Petition e Form

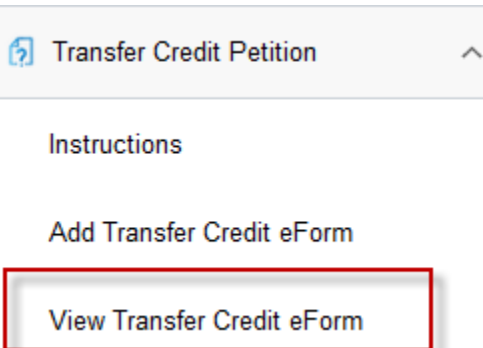
1. Start by logging in to myUH Self Service.



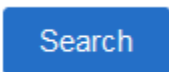
2. Select the Advising Tile from the Student Home page.



3. Select View Transfer Credit eForm.



4. Click 'Search' to check the status of transfer credit petitions.



5. Select any hyperlink to view the transfer credit petition.

	Form ID	Form Type	Form Status	Original Date	Academic Organization
1	15582	TRANS_EQ	Pending	2021-12-01	H460ENG